


## ■ 抗硫化超低阻值厚膜片式固定电阻器 Anti-Sulfurated Low Ohmic Thick Film Chip Fixed Resistor



### ◆ 特点 Features

- \* 电性能稳定, 可靠性高  
Stable electrical capability, high reliability
- \* 具有良好的抗硫化性能  
With good sulfuration-resistant performance
- \* 符合RoHS指令要求  
Compliant with RoHS directive
- \* 符合无卤素要求  
Halogen free requirement
- \* 潮敏等级: MSL 1  
MSL Class:MSL 1

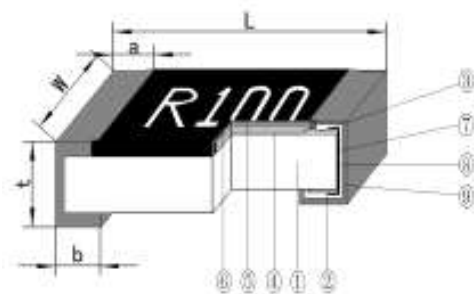
### ◆ 应用领域 Application

开关电源、音响设备的过电流保护、电压调节器、电源转换器、充电器、LED灯驱动电源、便携式设备等。  
 Switching Power Supply, Over Current Protection in Audio Application, Voltage Regulation Module(VRM), DC-DC Converter, Charger, LED Lamp Devices, Portable Devices, etc.

### ◆ 型号表示方法 Part Number

|  |                              |                     |                   |            |                                 |            |                                |  |            |                                |            |                           |                       |                     |
|--|------------------------------|---------------------|-------------------|------------|---------------------------------|------------|--------------------------------|--|------------|--------------------------------|------------|---------------------------|-----------------------|---------------------|
| RH   | S                            | 06                  | M                 | R150       | F                               | T          | 13                             |  |            |                                |            |                           |                       |                     |
| 产品代号<br>Product Code   | 额定功率系列代号<br>Rated Power Code |                     | 型号代号<br>Type Code |            | 电阻温度系数系列代号<br>T.C.R Series Code |            | 电阻值代号<br>Resistance Value Code | 电阻值误差精度代号<br>Resistance Tolerance Code   |            | 包装方式代号<br>Packaging Style Code |            | 卷盘方式代号<br>Reel Style Code |                       |                     |
| 抗硫化超低阻值厚膜片式固定电阻器<br>Anti-sulfurated Low Ohmic Thick Film Chip Fixed Resistor | 代号<br>Code                   | 额定功率<br>Rated Power | 代号<br>Code        | 型号<br>Type | 型号<br>Type                      | 代号<br>Code | T.C.R<br>(ppm/°C)              | 单位Ω,<br>小数点用R表示;<br>单位mΩ,<br>小数点用M表示;<br>Units:Ω Decimal point should be expressed by "R";<br>Units: mΩ Decimal point should be expressed by "M"<br>例如Example:<br>R080=0.080Ω<br>R100=0.100Ω<br>R047=0.047Ω<br>0603:<br>V22=22mΩ<br>R10=0.100Ω | 代号<br>Code | 误差精度<br>Tolerance              | 代号<br>Code | 包装方法<br>Packaging Style   | 代号<br>Code            | 卷盘方法<br>Reel Style  |
|  | 0402                         | C                   | 02                | 0402       | 0402                            | M          | ±500                           |  | F          | ±1%                            | T          | 编带包装<br>Tape & Reel       | 空位<br>Blank           | 7英寸卷盘<br>7inch Reel |
|  | 0603                         | S                   | 03                | 0603       | 0603                            | Q          | ±800                           |  | H          | ±3%                            | 13         |                           | 13英寸卷盘<br>13inch Reel |                     |
|  | 0805                         |                     | 05                | 0805       | 1206                            | S          | ±1000                          |  | J          | ±5%                            |            |                           |                       |                     |
|  | 1206                         |                     | 06                | 1206       | 2010                            | Y          | ±1500                          |  |            |                                |            |                           |                       |                     |
|  | 1210                         |                     | 1210              | 2512       |                                 |            |                                |  |            |                                |            |                           |                       |                     |
|  | 2010                         | 10                  | 2010              |            |                                 |            |                                |  |            |                                |            |                           |                       |                     |
| 2512   | C                            | 12                  | 2512              |            |                                 |            |                                |  |            |                                |            |                           |                       |                     |

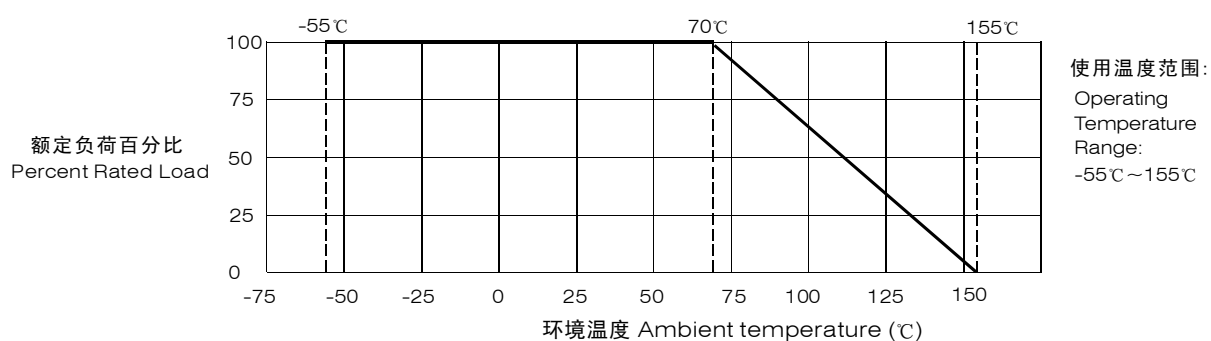
- 注: 1、不同厂家的超低阻产品其工艺及技术参数可能会略有差异, 建议客户索样评估使用的可行性; 不同厂家的超低阻产品不建议直接替换使用, 我司不承担因直接替换使用而带来的经济损失。  
 The process and technical parameters of ultra-low resistance products from different manufactures may be slightly different, so it is suggested that customers ask for samples to evaluate the feasibility of use; the ultra-low resistance products from different manufactures are not recommended to be replaced directly, and our company will not bear the economic losses caused by the direct replacement.
- 2、阻值≤50mΩ的超低阻产品, 建议客户首选合金电阻产品, 如果必须选用厚膜超低阻产品, 建议在选型时咨询原厂技术人员。  
 For the resistance value ≤50mΩ, it is recommended that customer to use metal foil/metal strip chip resistor. If thick film ultra-low resistance products must be selected, please contact our customer service team for selection.

**◆ 结构 Construction**


- ① 陶瓷基板 Ceramic Substrate
- ② 背电极 Bottom Electrode
- ③ 面电极 Top Electrode
- ④ 电阻体 Resistor Layer
- ⑤ 一次保护 Primary Overcoat
- ⑥ 二次保护 Secondary Overcoat
- ⑦ 端电极 Edge Electrode
- ⑧ 中间电极 Barrier Layer
- ⑨ 外部电极 External Electrode

**◆ 规格尺寸 Dimensions**

| 型号 Type | 尺寸 Dimensions(mm) |           |           |           |           |
|---------|-------------------|-----------|-----------|-----------|-----------|
|         | L                 | W         | t         | a         | b         |
| 0402    | 1.00±0.05         | 0.50±0.05 | 0.30±0.05 | 0.25±0.10 | 0.25±0.10 |
| 0603    | 1.60±0.10         | 0.80±0.10 | 0.45±0.10 | 0.30±0.20 | 0.30±0.20 |
| 0805    | 2.00±0.10         | 1.25±0.15 | 0.55±0.10 | 0.35±0.20 | 0.40±0.20 |
| 1206    | 3.20±0.20         | 1.60±0.15 | 0.55±0.10 | 0.45±0.20 | 0.50±0.20 |
| 1210    | 3.20±0.20         | 2.50±0.20 | 0.55±0.10 | 0.45±0.20 | 0.50±0.20 |
| 2010    | 5.00±0.20         | 2.50±0.20 | 0.55±0.10 | 0.65±0.20 | 0.60±0.20 |
| 2512    | 6.30±0.20         | 3.20±0.20 | 0.55±0.10 | 0.80±0.20 | 0.60±0.20 |

**◆ 负荷下降曲线 Derating Curve**


注：当电阻使用的环境温度超过70°C时，其额定负荷(额定功率)按上述曲线下降。

Note: For resistors operated in ambient over 70°C, rated load (rated power) shall be derated in accordance with the above figure.

**◆ 额定值 Ratings**

| 型号<br>Type | 70℃下额定功率<br>Rating Power at 70℃ (W)  | 阻值范围<br>Resistance Range          |
|------------|--|-----------------------------------|
| 0402       | C:1/16   | $0.1\ \Omega \leq R < 1\ \Omega$  |
| 0603       | D:1/10   | $0.01\ \Omega \leq R < 1\ \Omega$ |
| 0805       | E:1/8  | $0.01\ \Omega \leq R < 1\ \Omega$ |
| 1206       | F:1/4  | $0.01\ \Omega \leq R < 1\ \Omega$ |
| 1210       | R:1/3  | $0.01\ \Omega \leq R < 1\ \Omega$ |
| 2010       | H:3/4  | $0.01\ \Omega \leq R < 1\ \Omega$ |
| 2512       | J:1  | $0.01\ \Omega \leq R < 1\ \Omega$ |
| 注Note:     | 1、电压为直流或交流有效值。<br>Voltage of DC or AC RMS value.<br>2、 $E = \sqrt{P \times R}$ 或元件极限电压两者中的较小值。<br>$E = \sqrt{P \times R}$ or Limiting element voltage whichever is lower.<br>E: 额定电压 Rated voltage(V)<br>P: 额定功率 Rated power(W)<br>R: 标称阻值 Normal resistance( $\Omega$ ) |                                   |

| 型号<br>Type                           | 阻值范围 Resistance Range                  |           |           | 电阻温度系数 Temperature Coefficient of Resistance |         |
|--------------------------------------|--|-----------|-----------|--|---------|
|                                      | $\pm 1\%$                              | $\pm 3\%$ | $\pm 5\%$ | T.C.R (PPM/℃)                                | 代号 Code |
| 0402                                 | $0.1\ \Omega \leq R < 1\ \Omega$       |           |           | $\pm 500$                                    | M       |
| 0603                                 | $0.01\ \Omega \leq R < 0.033\ \Omega$  |           |           | $\pm 1500$                                   | Y       |
|                                      | $0.033\ \Omega \leq R < 0.068\ \Omega$ |           |           | $\pm 1000$                                   | S       |
|                                      | $0.068\ \Omega \leq R < 0.1\ \Omega$   |           |           | $\pm 800$                                    | Q       |
|                                      | $0.1\ \Omega \leq R < 1\ \Omega$       |           |           | $\pm 500$                                    | M       |
| 0805<br>1206<br>1210<br>2010<br>2512 | $0.01\ \Omega \leq R < 0.02\ \Omega$   |           |           | $\pm 1500$                                   | Y       |
|                                      | $0.02\ \Omega \leq R < 0.05\ \Omega$   |           |           | $\pm 1000$                                   | S       |
|                                      | $0.05\ \Omega \leq R < 0.1\ \Omega$    |           |           | $\pm 800$                                    | Q       |
|                                      | $0.1\ \Omega \leq R < 1\ \Omega$       |           |           | $\pm 500$                                    | M       |

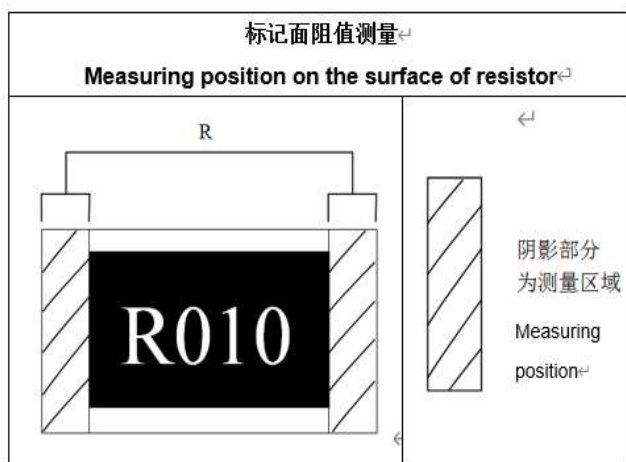
**◆ 特性 Characteristics**

| 项目<br>Item  | 标准<br>Specifications  | 测试方法 (IEC 60115-1)<br>Test Methods (IEC 60115-1)  |
|---|---|---|
| 可焊性<br>Solderability                                    | 可焊面积 ≥95%<br>95% Cover Min  | IEC 60115-1 4.17<br>245°C ± 5°C 锡槽, 保持3s ± 0.3s.<br>Lead-free solder bath at 245°C ± 5°C for 3s ± 0.3s.   |
| 耐焊接热<br>Resistance to<br>Soldering Heat                 | 无可见损伤<br>No mechanical damage<br>$\Delta R \leq \pm(1.0\%R+0.5m\Omega)$   | IEC 60115-1 4.18<br>270°C ± 5°C 锡槽, 保持10s ± 1s.<br>Lead-free solder bath at 270°C ± 5°C for 10s ± 1s.   |
| 基板弯曲试验<br>Substrate<br>Bending Test                     | 无可见损伤<br>No mechanical damage<br>$\Delta R \leq \pm(1.0\%R+0.5m\Omega)$   | IEC 60115-1 4.33<br>弯曲距离(Bending distance): 0402、0603、0805:5mm;<br>1206、1210: 4mm; 2010、2512: 2mm<br>保持时间(Duration): 60s ± 5s.  |
| 剪切力试验<br>Shear Test                                     | 外观无可见损伤<br>No mechanical damage   | IEC 60115-1 4.32<br>施加力(Applying force): 0402、0603: 5N; 0805: 9N;<br>1206、1210: 25N; 2010、2512: 45N.<br>保持时间(Duration): 10s ± 1s.   |
| 电阻温度系数<br>T.C.R   | 在规定值内<br>Within specified T.C.R   | IEC 60115-1 4.8<br>+20°C/-55°C/+20°C/+125°C/+20°C   |
| 温度快速变化<br>Rapid Change of<br>Temperature                | 无可见损伤<br>No mechanical damage<br>$\Delta R \leq \pm(1.0\%R+0.5m\Omega)$   | IEC 60115-1 4.19<br>-55°C(30分钟) ~ 常温(5分钟) ~ 155°C(30分钟), 300个循环。<br>-55°C(30min) ~ normal temperature(5min) ~ 155°C(30min) , 300 cycles.  |
| 短时间过负载<br>Short Time<br>Overload                        | 无可见损伤<br>No mechanical damage<br>1%: $\Delta R \leq \pm(1.0\%R+0.5m\Omega)$<br>3%、5%;<br>$\Delta R \leq \pm(2.0\%R+0.5m\Omega)$ | IEC 60115-1 4.13<br>2.5倍额定电压, 持续5秒。<br>2.5 times rated voltage for 5s.  |
| 稳态湿热<br>Damp Heat<br>Steady State                       | 无可见损伤<br>No mechanical damage<br>1%: $\Delta R \leq \pm(1.0\%R+0.5m\Omega)$<br>3%、5%;<br>$\Delta R \leq \pm(2.0\%R+0.5m\Omega)$ | IEC 60115-1 4.24<br>40°C ± 2°C, 93% ± 3%RH, 1000小时, 额定电压, 通1.5小时/断0.5小时。<br>40°C ± 2°C, 93% ± 3%RH, 1000hours, rated voltage for<br>1.5h ON/0.5h OFF.   |
| 70°C 耐久性<br>Endurance<br>at 70°C                        | 无可见损伤<br>No mechanical damage<br>1%: $\Delta R \leq \pm(1.0\%R+0.5m\Omega)$<br>3%、5%;<br>$\Delta R \leq \pm(2.0\%R+0.5m\Omega)$ | IEC 60115-1 4.25.1<br>70°C ± 2°C, 1000小时, 额定电压, 通1.5小时/断0.5小时。<br>70°C ± 2°C, 1000hours, rated voltage for 1.5h ON/0.5h OFF,  |
| 上限类别温度耐久性<br>Endurance at Upper<br>Category Temperature | 无可见损伤<br>No mechanical damage<br>1%: $\Delta R \leq \pm(1.0\%R+0.5m\Omega)$<br>3%、5%;<br>$\Delta R \leq \pm(2.0\%R+0.5m\Omega)$ | IEC 60115-1 4.25.3<br>155°C ± 2°C, 1000小时。<br>155°C ± 2°C, 1000hours.   |
| 低温负载<br>Operation at<br>Low Temperature                 | 无可见损伤<br>No mechanical damage<br>1%: $\Delta R \leq \pm(1.0\%R+0.5m\Omega)$<br>3%、5%;<br>$\Delta R \leq \pm(2.0\%R+0.5m\Omega)$ | IEC 60115-1 4.36<br>-55°C ± 5°C, 无负载1小时, 额定电压45分钟, 无负载15分钟。<br>-55°C ± 5°C, 1hour without load, rated voltage for 45min, 15minute<br>without load.  |
| 绝缘电阻<br>Insulation<br>Resistance                        | 1000MΩ Min  | IEC 60115-1 4.6<br>在电极与基片间施加100V ± 15V直流电压, 保持1分钟, 然后测绝缘电阻值。<br>Apply DC 100V ± 15V between substrate and terminations for 1 minute,<br>then check insulation resistance.                                 |
| 耐电压<br>Voltage Proof                                    | 无击穿或飞弧<br>No breakdown or<br>flashover  | IEC 60115-1 4.7<br>在电极与基片间以大约100V/s的速率施加有效值为最大过负荷电压的交流电<br>电压, 保持60s ± 5s。<br>Apply max. overload voltage of AC RMS at a rate of approximately<br>100V/s between substrate and terminations for 60s ± 5s. |
| 耐溶剂性<br>Component<br>Solvent Resistance                 | 标记清晰, 无可见损伤<br>Clearly marked,<br>No mechanical damage  | IEC 60115-1 4.29<br>异丙醇 (IPA), 23°C ± 5°C, 浸10小时。<br>Iso-propyl alcohol (IPA) , 23°C ± 5°C, 10hours.  |

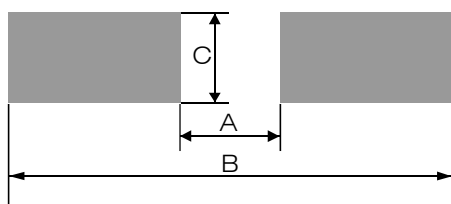
**◆ 特性 Characteristics**

( 续上页 Continue)

| 项目<br>Item                         | 标准<br>Specifications  | 测试方法 (IEC 60115-1)<br>Test Methods (IEC 60115-1)  |
|------------------------------------|---|---|
| 抗硫化性能<br>Sulfuration-<br>Resistant | 无可见损伤<br>No mechanical damage<br>$\Delta R \leq \pm(5.0\%R+0.5m\Omega)$ | 油浴, 恒温: $105^{\circ}\text{C} \pm 3^{\circ}\text{C}$ , 放置时间: 1000小时。<br>Soaked in industrial oil with sulfur substance<br>contained $105^{\circ}\text{C} \pm 3^{\circ}\text{C}$ for 1000hours. |

**◆ 阻值标准测量位置 Standard Measuring Position for Resistance Value**

**◆ 推荐焊盘尺寸 Recommend Solder Pad Size**

单位 unit: mm



| 厚膜电阻<br>Thick Film Resistor |      |      |      |
|-----------------------------|------|------|------|
| 型号Type                      | A    | B    | C    |
| 0402                        | 0.45 | 1.45 | 0.60 |
| 0603                        | 0.80 | 2.50 | 0.95 |
| 0805                        | 1.05 | 3.25 | 1.40 |
| 1206                        | 1.90 | 4.50 | 1.75 |
| 1210                        | 2.00 | 4.60 | 2.70 |
| 2010                        | 3.50 | 6.50 | 2.70 |
| 2512                        | 4.80 | 7.80 | 3.40 |

注: 电阻焊接后, 电阻值可能因焊盘面积、焊盘间距、焊锡量的差别而发生变化。顾客在设计电路及选型时, 必须充分而全面的考虑及评判适用性。

After soldering, the resistance value may change due to the difference of pad area, pad spacing and solder quantity. When designing circuits and selecting models, customers must comprehensively consider and evaluate the applicability.

**◆ 包装 Packaging**

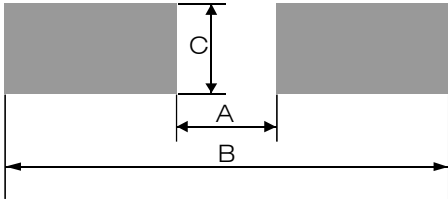
包装方式见附录 Packaging can refer to the Appendix.

## 附录 Appendix

### ◆ 推荐焊盘尺寸 Recommend Solder Pad Size

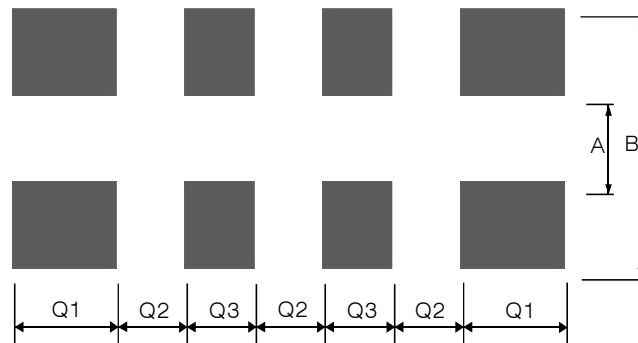
单位 unit: mm

- 片式固定电阻器 Chip fixed resistor



| 厚膜电阻及薄膜电阻<br>Thick Film Resistor and<br>Thin Film Resistor |             |             |             |
|--|-------------|-------------|-------------|
| 型号 Type  | A           | B           | C           |
| 01005  | 0.17 ± 0.03 | 0.60 ± 0.03 | 0.22 ± 0.03 |
| 0201   | 0.23 ± 0.05 | 0.84 ± 0.05 | 0.38 ± 0.05 |
| 0402   | 0.45 ± 0.05 | 1.45 ± 0.05 | 0.60 ± 0.05 |
| 0603   | 0.80 ± 0.05 | 2.50 ± 0.05 | 0.95 ± 0.05 |
| 0805   | 1.05 ± 0.1  | 3.25 ± 0.1  | 1.40 ± 0.1  |
| 1206   | 1.90 ± 0.1  | 4.50 ± 0.1  | 1.75 ± 0.1  |
| 1210   | 2.00 ± 0.1  | 4.60 ± 0.1  | 2.70 ± 0.1  |
| 2010   | 3.50 ± 0.1  | 6.50 ± 0.1  | 2.70 ± 0.1  |
| 2512<br>(1W、1.5W)  | 4.80 ± 0.1  | 7.80 ± 0.1  | 3.40 ± 0.1  |
| 2512<br>(2W)   | 2.70 ± 0.1  | 7.80 ± 0.1  | 3.60 ± 0.1  |
| 0508   | 0.60 ± 0.1  | 2.20 ± 0.1  | 2.00 ± 0.1  |
| 0612   | 0.60 ± 0.1  | 2.90 ± 0.1  | 3.30 ± 0.1  |
| 1225   | 1.40 ± 0.1  | 4.50 ± 0.1  | 6.40 ± 0.1  |

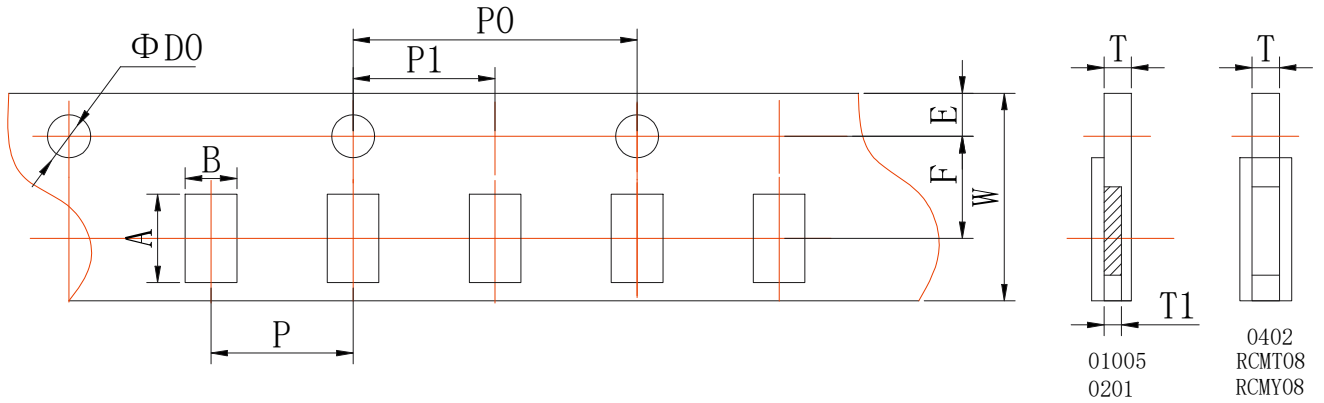
- 厚膜片式网络电阻器 Thick film chip network resistor



单位 unit: mm

| 型号 Type       | A  | B           | Q1          | Q2          | Q3          |
|---------------|--|-------------|-------------|-------------|-------------|
| 2R01          | 0.30 ± 0.05  | 0.90 ± 0.05 | 0.30 ± 0.05 | 0.20 ± 0.05 | ---         |
| 4R01          | 0.30 ± 0.05  | 0.90 ± 0.05 | 0.20 ± 0.05 | 0.20 ± 0.05 | 0.20 ± 0.05 |
| 2R02          | 0.35 ± 0.05  | 1.25 ± 0.05 | 0.65 ± 0.05 | 0.20 ± 0.05 | 0.30 ± 0.05 |
| 4R02          | 0.38 ± 0.05  | 1.60 ± 0.05 | 0.40 ± 0.05 | 0.20 ± 0.05 | ---         |
| 4R03          | 0.80 ± 0.05  | 2.70 ± 0.05 | 0.60 ± 0.05 | 0.40 ± 0.05 | 0.40 ± 0.05 |
| 备注<br>Remarks | 1、2R01型号包含including: RC-MY04、RCMY04、RH-MY04、RHMY04<br>2、4R01型号包含including: RC-MY08、RCMY08、RH-MY08、RHMY08<br>3、2R02型号包含including: RC-MT04、RCMT04、RH-MT04、RHMT04<br>4、4R02型号包含including: RC-MT08、RCMT08、RH-MT08、RHMT08<br>5、4R03型号包含including: RC-ML08、RCML08、RH-ML08、RHML08<br>6、上述型号说明适用于附录中所有型号。<br>The above description applies to all types in the appendix. |             |             |             |             |

**◆ 包装 Packaging**
**● 纸带编带 Paper Taping**

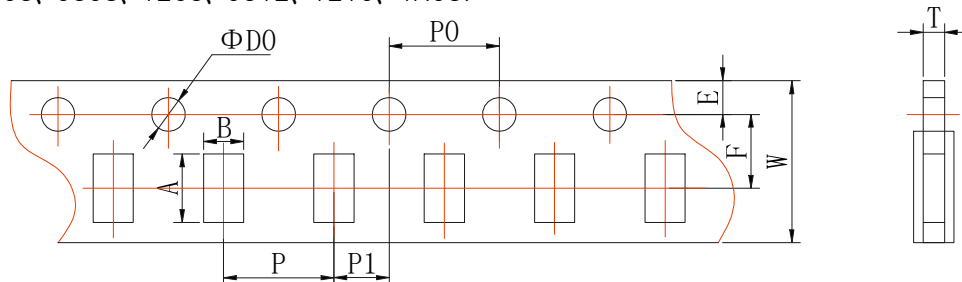
 适用于01005、0201、0402、2R01、4R01、2R02、4R02：  
 For 01005、0201、0402、2R01、4R01、2R02、4R02：


单位 unit: mm

| 型号 Type | A         | B         | W         | F         | E         |
|---------|-----------|-----------|-----------|-----------|-----------|
| 01005   | 0.45±0.02 | 0.25±0.02 | 8.00±0.02 | 3.50±0.05 | 1.75±0.05 |
| 0201    | 0.70±0.10 | 0.40±0.10 | 8.00±0.20 | 3.50±0.05 | 1.75±0.10 |
| 0402    | 1.15±0.10 | 0.65±0.10 | 8.00±0.20 | 3.50±0.05 | 1.75±0.10 |
| 2R01    | 0.97±0.05 | 0.77±0.05 | 8.00±0.20 | 3.50±0.05 | 1.75±0.10 |
| 4R01    | 1.57±0.05 | 0.77±0.05 | 8.00±0.20 | 3.50±0.05 | 1.75±0.10 |
| 2R02    | 1.45±0.10 | 1.20±0.10 | 8.00±0.20 | 3.50±0.05 | 1.75±0.10 |
| 4R02    | 2.20±0.10 | 1.20±0.10 | 8.00±0.20 | 3.50±0.05 | 1.75±0.10 |

单位 unit: mm

| 型号 Type | P         | P0        | P1        | ΦD0       | T1        | T         |
|---------|-----------|-----------|-----------|-----------|-----------|-----------|
| 01005   | 2.00±0.05 | 4.00±0.10 | 2.00±0.05 | 1.55±0.02 | 0.17±0.02 | 0.31±0.02 |
| 0201    | 2.00±0.05 | 4.00±0.10 | 2.00±0.05 | 1.50±0.10 | 0.28±0.04 | 0.42±0.05 |
| 0402    | 2.00±0.05 | 4.00±0.10 | 2.00±0.05 | 1.50±0.10 | /         | 0.44±0.05 |
| 2R01    | 2.00±0.10 | 4.00±0.10 | 2.00±0.05 | 1.50±0.10 | /         | 0.60±0.10 |
| 4R01    | 2.00±0.10 | 4.00±0.10 | 2.00±0.05 | 1.50±0.10 | /         | 0.60±0.10 |
| 2R02    | 2.00±0.10 | 4.00±0.10 | 2.00±0.05 | 1.50±0.10 | /         | 0.60±0.10 |
| 4R02    | 2.00±0.10 | 4.00±0.10 | 2.00±0.05 | 1.50±0.10 | /         | 0.60±0.10 |

 适用于0603、0805、0508、1206、0612、1210、4R03：  
 For 0603、0805、0508、1206、0612、1210、4R03：


单位 unit: mm

| 型号 Type | A         | B         | W         | F         | E         |
|---------|-----------|-----------|-----------|-----------|-----------|
| 0603    | 1.80±0.10 | 1.05±0.10 | 8.00±0.20 | 3.50±0.05 | 1.75±0.10 |
| 0805    | 2.30±0.10 | 1.50±0.10 | 8.00±0.20 | 3.50±0.05 | 1.75±0.10 |
| 0508    | 2.30±0.10 | 1.50±0.10 | 8.00±0.20 | 3.50±0.05 | 1.75±0.10 |
| 1206    | 3.50±0.20 | 1.90±0.20 | 8.00±0.20 | 3.50±0.05 | 1.75±0.10 |
| 0612    | 3.50±0.20 | 1.90±0.20 | 8.00±0.20 | 3.50±0.05 | 1.75±0.10 |
| 1210    | 3.50±0.20 | 2.80±0.20 | 8.00±0.20 | 3.50±0.05 | 1.75±0.10 |
| 4R03    | 3.50±0.20 | 1.90±0.20 | 8.00±0.20 | 3.50±0.05 | 1.75±0.10 |

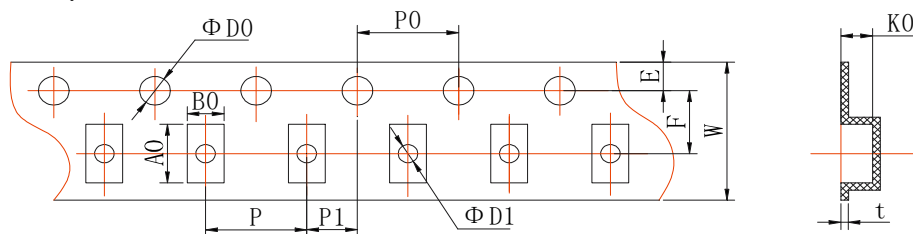
单位 unit: mm

| 型号 Type | P         | P0        | P1        | ΦD0       | T  |                                 |
|---------|-----------|-----------|-----------|-----------|--|---------------------------------|
|         |           |           |           |           | 厚膜电阻及薄膜电阻<br>Thick Film Resistor and<br>Thin Film Resistor | 合金片式固定电阻<br>Metal Foil Resistor |
| 0603    | 4.00±0.10 | 4.00±0.10 | 2.00±0.05 | 1.50±0.10 | 0.60±0.10  | 0.75±0.10                       |
| 0805    | 4.00±0.10 | 4.00±0.10 | 2.00±0.05 | 1.50±0.10 | 0.75±0.10  | 0.95±0.10                       |
| 0508    | 4.00±0.10 | 4.00±0.10 | 2.00±0.05 | 1.50±0.10 | 0.75±0.10  | 0.95±0.10                       |
| 1206    | 4.00±0.10 | 4.00±0.10 | 2.00±0.05 | 1.50±0.10 | 0.75±0.10  | 0.95±0.10                       |
| 0612    | 4.00±0.10 | 4.00±0.10 | 2.00±0.05 | 1.50±0.10 | 0.75±0.10  | 0.95±0.10                       |
| 1210    | 4.00±0.10 | 4.00±0.10 | 2.00±0.05 | 1.50±0.10 | 0.75±0.10  | ---                             |
| 4R03    | 4.00±0.10 | 4.00±0.10 | 2.00±0.05 | 1.50±0.10 | 0.75±0.10  | ---                             |

**● 塑料带编带 Embossed Taping**

适用于2010、2512、1225;

For 2010, 2512, 1225;



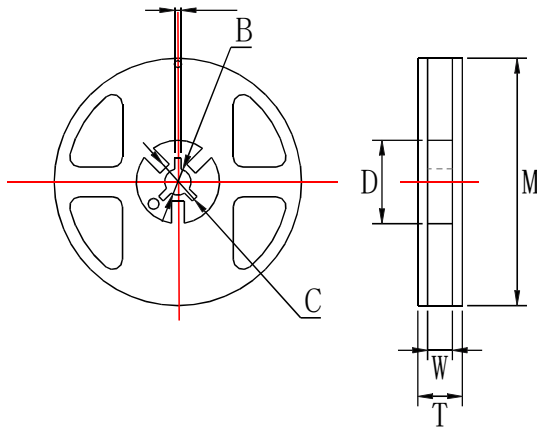
单位 unit: mm

| 型号 Type | A0        | B0        | W          | F         | E         | t         |
|---------|-----------|-----------|------------|-----------|-----------|-----------|
| 2010    | 5.50±0.15 | 2.82±0.15 | 12.00±0.10 | 5.50±0.10 | 1.75±0.10 | 0.25±0.05 |
| 2512    | 6.78±0.15 | 3.45±0.15 | 12.00±0.10 | 5.50±0.10 | 1.75±0.10 | 0.25±0.05 |
| 1225    | 6.78±0.15 | 3.45±0.15 | 12.00±0.10 | 5.50±0.10 | 1.75±0.10 | 0.25±0.05 |

单位 unit: mm

| 型号 Type | P         | P0        | P1        | ΦD0          | ΦD1       | K0   |                                 |
|---------|-----------|-----------|-----------|--------------|-----------|--|---------------------------------|
|         |           |           |           |              |           | 厚膜电阻及薄膜电阻<br>Thick Film Resistor and<br>Thin Film Resistor | 合金片式固定电阻<br>Metal Foil Resistor |
| 2010    | 4.00±0.10 | 4.00±0.10 | 2.00±0.05 | 1.50+0.10/-0 | 1.50±0.10 | 0.84±0.10  | 0.84±0.10                       |
| 2512    | 4.00±0.10 | 4.00±0.10 | 2.00±0.05 | 1.50+0.10/-0 | 1.50±0.10 | 0.81±0.10  | 1.00±0.10                       |
| 1225    | 4.00±0.10 | 4.00±0.10 | 2.00±0.05 | 1.50+0.10/-0 | 1.50±0.10 | 0.81±0.10  | 1.00±0.10                       |



**● 卷盘 Reel**


单位 unit: mm

| 卷盘尺寸<br>Reel Type          | 型号 Type  | M       | W        | T        | A       | B        | C        | D         |
|----------------------------|--|---------|----------|----------|---------|----------|----------|-----------|
| 7英寸<br>7inch<br>dia.Reel   | 01005、0201<br>0402、0603<br>0805、1206<br>1210、2R01<br>4R01、2R02<br>4R02、4R03<br>0508、0612 | 178±2.0 | 9.5±1.0  | 12.5±1.5 | 2.0±0.5 | 13.0±0.5 | 21.0±0.5 | 58.0±2.0  |
|                            | 2010、2512<br>1225  | 178±2.0 | 13.0±0.5 | 15.5±1.5 | 2.0±0.5 | 13.0±0.5 | 21.0±0.5 | 57.0±2.0  |
| 13英寸<br>13inch<br>dia.Reel | 0201、0402<br>0603、0805<br>1206   | 330±2.0 | 9.5±1.0  | 13.4±1.0 | 2.0±0.5 | 13.0±0.5 | 21.0±0.5 | 100.0±1.0 |

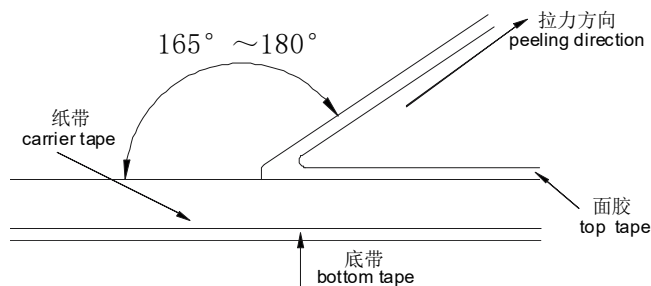
**● 编带包装能力 Taping Ability**

面带拉力 Top tape peel strength

面带拉力强度为11~70g( 0.1N~0.7N) ，速度：300mm/min,经下列试验后不允许有破裂断带现象。

Peel strength is 11~70g (0.1N~0.7N),with speed of 300mm/min,and should not have flash and tear after peeling.

测试方法Test method:



电阻松动自如，无粘面胶带、底胶带现象。

Resistor is free, no sticking to top tape and bottom tape.

电阻易从纸带中取出，且晶片孔无机械损伤。

Resistor is easy to take out from carrier tape and chip hole have no mechanical damage.

**● 包装数量 Packaging Quantity**

| 包装方法<br>Packaging style | 7英寸卷盘<br>7inch dia.Reel |       |                                |   |                   | 13英寸卷盘<br>13inch dia.Reel |                   |
|-------------------------|-------------------------|-------|--------------------------------|---|-------------------|---------------------------|-------------------|
|                         | 01005                   | 0201  | 0402、2R01<br>2R02、4R01<br>4R02 | 0603、0805<br>1206、1210<br>4R03、0508<br>0612 | 2010、2512<br>1225 | 0201、0402                 | 0603、0805<br>1206 |
| 型号 Type                 | 01005                   | 0201  | 0402、2R01<br>2R02、4R01<br>4R02 | 0603、0805<br>1206、1210<br>4R03、0508<br>0612 | 2010、2512<br>1225 | 0201、0402                 | 0603、0805<br>1206 |
| 数量<br>Quantity(pcs)     | 20000                   | 15000 | 10000                          | 5000  | 4000              | 50000                     | 20000             |

**◆ IEC E-24、E-96系列电阻值代码对照表**
**IEC E-24、E-96 Series Resistance Cross-reference List**
**● E-24 系列 E-24 series( $\times 10^n\Omega$ )**

 (单位 unit: 0.001 $\Omega$ 、0.01 $\Omega$ 、0.1 $\Omega$ 、1 $\Omega$ 、10 $\Omega$ 、100 $\Omega$ 、1k $\Omega$ 、10k $\Omega$ 、100k $\Omega$ 、1M $\Omega$ 、10M $\Omega$ 、100M $\Omega$ 、1000M $\Omega$ )

表一 Table One:

|     |     |     |     |     |     |
|-----|-----|-----|-----|-----|-----|
| 1.0 | 1.5 | 2.2 | 3.3 | 4.7 | 6.8 |
| 1.1 | 1.6 | 2.4 | 3.6 | 5.1 | 7.5 |
| 1.2 | 1.8 | 2.7 | 3.9 | 5.6 | 8.2 |
| 1.3 | 2.0 | 3.0 | 4.3 | 6.2 | 9.1 |

**● E-96系列 E-96 series ( $\times 10^n\Omega$ )**

 (单位unit: 0.001 $\Omega$ 、0.01 $\Omega$ 、0.1 $\Omega$ 、1 $\Omega$ 、10 $\Omega$ 、100 $\Omega$ 、1k $\Omega$ 、10k $\Omega$ 、100k $\Omega$ 、1M $\Omega$ 、10M $\Omega$ 、100M $\Omega$ 、1000M $\Omega$ )

表二 Table Two:

|      |      |      |      |      |      |      |      |
|------|------|------|------|------|------|------|------|
| 1.00 | 1.33 | 1.78 | 2.37 | 3.16 | 4.22 | 5.62 | 7.50 |
| 1.02 | 1.37 | 1.82 | 2.43 | 3.24 | 4.32 | 5.76 | 7.68 |
| 1.05 | 1.40 | 1.87 | 2.49 | 3.32 | 4.42 | 5.90 | 7.87 |
| 1.07 | 1.43 | 1.91 | 2.55 | 3.40 | 4.53 | 6.04 | 8.06 |
| 1.10 | 1.47 | 1.96 | 2.61 | 3.48 | 4.64 | 6.19 | 8.25 |
| 1.13 | 1.50 | 2.00 | 2.67 | 3.57 | 4.75 | 6.34 | 8.45 |
| 1.15 | 1.54 | 2.05 | 2.74 | 3.65 | 4.87 | 6.49 | 8.66 |
| 1.18 | 1.58 | 2.10 | 2.80 | 3.74 | 4.99 | 6.65 | 8.87 |
| 1.21 | 1.62 | 2.15 | 2.87 | 3.83 | 5.11 | 6.81 | 9.09 |
| 1.24 | 1.65 | 2.21 | 2.94 | 3.92 | 5.23 | 6.98 | 9.31 |
| 1.27 | 1.69 | 2.26 | 3.01 | 4.02 | 5.36 | 7.15 | 9.53 |
| 1.30 | 1.74 | 2.32 | 3.09 | 4.12 | 5.49 | 7.32 | 9.76 |

● E-96系列0603型号《乘数代码对照表》及《电阻值代码对照表》

E-96 series(0603)《multiplied Cross-reference List》and《Resistance Cross-reference List》

表三 Table Three:

| 乘数multiplied | $\times 10^0$ | $\times 10^1$ | $\times 10^2$ | $\times 10^3$ | $\times 10^4$ | $\times 10^5$ | $\times 10^6$ | $\times 10^7$ | $\times 10^{-1}$ | $\times 10^{-2}$ | $\times 10^{-3}$ |
|--------------|---------------|---------------|---------------|---------------|---------------|---------------|---------------|---------------|------------------|------------------|------------------|
| 代码 code      | A             | B             | C             | D             | E             | F             | G             | H             | X                | Y                | Z                |

表四 Table Four:

| 代号 Code | E-96系列电阻 E-96 resistance | 代号 Code | E-96系列电阻 E-96 resistance | 代号 Code | E-96系列电阻 E-96 resistance | 代号 Code | E-96系列电阻 E-96 resistance |
|---------|--------------------------|---------|--------------------------|---------|--------------------------|---------|--------------------------|
| 01      | 100                      | 25      | 178                      | 49      | 316                      | 73      | 562                      |
| 02      | 102                      | 26      | 182                      | 50      | 324                      | 74      | 576                      |
| 03      | 105                      | 27      | 187                      | 51      | 332                      | 75      | 590                      |
| 04      | 107                      | 28      | 191                      | 52      | 340                      | 76      | 604                      |
| 05      | 110                      | 29      | 196                      | 53      | 348                      | 77      | 619                      |
| 06      | 113                      | 30      | 200                      | 54      | 357                      | 78      | 634                      |
| 07      | 115                      | 31      | 205                      | 55      | 365                      | 79      | 649                      |
| 08      | 118                      | 32      | 210                      | 56      | 374                      | 80      | 665                      |
| 09      | 121                      | 33      | 215                      | 57      | 383                      | 81      | 681                      |
| 10      | 124                      | 34      | 221                      | 58      | 392                      | 82      | 698                      |
| 11      | 127                      | 35      | 226                      | 59      | 402                      | 83      | 715                      |
| 12      | 130                      | 36      | 232                      | 60      | 412                      | 84      | 732                      |
| 13      | 133                      | 37      | 237                      | 61      | 422                      | 85      | 750                      |
| 14      | 137                      | 38      | 243                      | 62      | 432                      | 86      | 768                      |
| 15      | 140                      | 39      | 249                      | 63      | 442                      | 87      | 787                      |
| 16      | 143                      | 40      | 255                      | 64      | 453                      | 88      | 806                      |
| 17      | 147                      | 41      | 261                      | 65      | 464                      | 89      | 825                      |
| 18      | 150                      | 42      | 267                      | 66      | 475                      | 90      | 845                      |
| 19      | 154                      | 43      | 274                      | 67      | 487                      | 91      | 866                      |
| 20      | 158                      | 44      | 280                      | 68      | 499                      | 92      | 887                      |
| 21      | 162                      | 45      | 287                      | 69      | 511                      | 93      | 909                      |
| 22      | 165                      | 46      | 294                      | 70      | 523                      | 94      | 931                      |
| 23      | 169                      | 47      | 301                      | 71      | 536                      | 95      | 953                      |
| 24      | 174                      | 48      | 309                      | 72      | 549                      | 96      | 976                      |

**◆ 厚膜电阻阻值代码及标记规则**
**Description for Resistance Value Code and Marking of Thick Film Chip Resistor**
**● 阻值代码 Resistance Value Code**



所有厚膜电阻的阻值代码与其标记是相对应的。

All the resistance value code of thick film chip resistor is corresponding with the marking .

**● 标记 Marking**


\* E-24系列( $\geq 0603$ 、 $\geq \pm 5\%$ ): 采用三位数字表示, 前二位表示电阻值有效数字, 第三位表示乘以10的次方数。

E-24 series: Express resistance value on the glass side with three digits, the first two digits should be significant and the third one denote number of zeros.

例 For example:   $\longrightarrow$  30K $\Omega$         $\longrightarrow$  33 $\Omega$

\* E-24系列 (0603、 $\leq \pm 1\%$ ): 在三位数字标记下方增加下横线识别。

E-24 series(0603、 $\leq \pm 1\%$ ): Three digits with one short bar under marking letter.

例 For example: 

\* E-96系列和E24系列 (0508、0805、0612、1206、1225、1210、2010、2512、 $\pm 1\%$  &  $\pm 0.5\%$ ) :

▲ 采用四位数字表示, 前三位表示电阻值有效数字, 第四位表示乘以10的次方数。

E-96 series & E-24 series (0508、0805、0612、1206、1225、1210、2010、2512、 $\pm 1\%$  &  $\pm 0.5\%$ ):

Express the resistance value with four digits, the first three digits are significant figures and the fourth denotes the number of zeros.

例 For example:   $\longrightarrow$  100K $\Omega$

\* E-96系列 (0603、 $\leq \pm 1\%$ ):



▲ 采用三位代码表示, 前二位表示E-96系列阻值代码, 后一位字母表示乘数代码 (见表三和表四)。

Express the resistance value with three code, the first two digit code denote the resistance of E-96 series, and the third code of letter denote the multiplier



(see the table three and four).

例 For example:   $\longrightarrow$  2M $\Omega$


\* 小数点以“R”表示 The decimal point should be expressed by “R” .

例 For example:   $\longrightarrow$  5.6 $\Omega$         $\longrightarrow$  22 $\Omega$

\* 跨接电阻以“0”表示 The jumper should be expressed by “0”

例 For example:   $\longrightarrow$  0 $\Omega$         $\longrightarrow$  0 $\Omega$

\*  $\leq 0402$ 产品不作标记 For the chip resistor( $\leq 0402$ ), there is no mark on the glass side.

例 For example: 

\* 非IEC标准系列的电阻值标记表示方法: 一般以最接近IEC E24系列标称阻值的标记表示方法。

For the resistance which don't belong to IEC serial, use the resistance of IEC serial which is most close to the required resistance of non-IEC serial for replacement.

\* 客户对标记有特殊要求时, 则按照协商的结果印刷标记。

To get agreement by both party if there special requirement for the marking.

**◆ 薄膜电阻阻值代码及标记规则**
**Description for Resistance Value Code and Marking of Thin Film Chip Resistor**
**● 阻值代码 Resistance Value Code**

所有薄膜电阻全尺寸统一采用四位数阻值代码表示。

All resistance value code of thin film chip resistor used four digits.

例 Example

TD03G4701BT

四位数代号表示，如：4701=4.7KΩ；1R50=1.5Ω

To use four digits code represent resistance value ,

例 Example 4701=4.7KΩ；1R50=1.5Ω

**● 标记 Marking**

\* 当阻值同时存在于E24和E96系列时，优先采用E96系列。

When resistance value belongs to E24 as well as E96 series, we suggest preferentially use E96 series.

例 Example 10K=1002, ≠103

\* ≥0805 产品标记 For the chip resistor (≥0805):

▲ 印刷四位数字代码；

Express the resistance value with four digits code;

例 Example



\* 0603标记 Marking for 0603 Size Resistor

▲ 0603-E96系列：印刷三位字母代码；

For resistance value belongs to E96 series, express the resistance value with three digits code.

例 Example



▲ 0603-E24系列：印刷三位数字代码；

For resistance value belongs to E24 series, express the resistance value with three digits code.

例 Example



\* ▲ 小数点以"R"表示 The decimal point should be expressed by"R".

例 Example



\* ≤0402产品：不作标记 For the chip resistor (≤0402), there is no mark on the glass side.

例 Example



**◆ 电流检测电阻阻值代码及标记规则**
**Description for Resistance Value Code and Marking of Current Sensing Thick Film Chip Resistor**
**● 阻值代码 Resistance Value Code**

所有电流检测电阻全尺寸 统一采用四位数阻值代码表示。

All resistance value code of current sensing thick film chip resistor used four digits.

例 Example

RBF03MR010FT

四位数代号表示，如：R010=10mΩ；30M1=30.1mΩ

To use four digits code represent resistance value，

例 Example R010=10mΩ；30M1=30.1mΩ

**● 标记 Marking**

\* E-24和E-96系列(0508、0805、0612、1206、1225、1210、2010、2512、≤±5%)：采用四位标记代码。

For the chip resistor (0508、0805、0612、1206、1225、1210、2010、2512 ≤ ± 5%), when resistance value belongs to E24 and E96 series, we suggest preferentially use four digits.

| 标记代码<br>Mark Code | 阻值范围<br>Resistance Value   | 示例<br>Sample  |
|-------------------|--|---------------|
| R00X              | 1mΩ ≤ R ≤ 9mΩ  | R005 = 5mΩ    |
| R0XX              | 10mΩ ≤ R ≤ 99mΩ  | R033 = 33mΩ   |
| RXXX              | 100mΩ ≤ R ≤ 999mΩ  | R100 = 100mΩ  |
| XMXX              | 1mΩ < R < 10mΩ ( 包含小数点后两位有效数字 )<br>(Contains two significant digits after the decimal point.)  | 5M10 = 5.1mΩ  |
| XXMX              | 10mΩ < R < 100mΩ ( 包含小数点后一位有效数字 )<br>(Contains one significant digit after the decimal point.) | 30M1 = 30.1mΩ |

\* E-24和E-96系列(0603, ≤±5%)：采用三位标记代码。

For the chip resistor (0603, ≤ ± 5%), when resistance value belongs to E24 and E96 series, we suggest preferentially use three digits.

| 标记代码<br>Mark Code | 阻值范围<br>Resistance Value Range   | 示例<br>Sample |
|-------------------|--|--------------|
| V0X               | 1mΩ ≤ R ≤ 9mΩ  | V05 = 5mΩ    |
| VXX               | 10mΩ ≤ R ≤ 99mΩ  | V33 = 33mΩ   |
| RXX               | 100mΩ ≤ R ≤ 999mΩ  | R10 = 100mΩ  |
| XXM               | 1mΩ < R < 10mΩ ( 包含小数点后一位有效数字 )<br>(Contains one significant digit after the decimal point.) | 5M1 = 5.1mΩ  |

\* ≤0402产品不印刷标记。

For the chip resistor (≤0402), there is no mark on the glass side.

\* 非IEC标准系列的电阻值标记表示方法：一般以最接近IEC E24系列标称阻值的标记表示方法。

For the resistance which don't belong to IEC serial, use the resistance of IEC serial which is most close to the required resistance of non-IEC serial for replacement.

\* 客户对标记有特殊要求时，则按照协商的结果印刷标记。

To get agreement by both party if there special requirement for the marking.

## ◆片式电阻器使用说明 Chip Resistor Instructions for Use

### ● 本产品以下特殊环境下应用，性能可能会受到影响：

- 1、在各种类型的液体，包括水、油、化学品、有机溶剂的使用。
- 2、在户外直接暴露在阳光的地方，或在灰尘多的地方使用。
- 3、在产品暴露的地方，有海风或腐蚀性气体，包括氯气、硫化氢、氨气、二氧化硫、二氧化氮等。
- 4、在产品暴露于静电或电磁波的地方使用。
- 5、在产生热量的部件、塑料线，或其他易燃物品附近使用。
- 6、在用树脂或其他涂层材料密封产品的情况下使用。
- 7、焊接后使用不洁焊料或使用水或水溶性清洗剂清洗产品。
- 8、片状电阻器的基材是氧化铝。由于和安装基板的热膨胀系数不同，在反复施加提供热循环等热应力时，接合部的焊锡（焊缝部）有时会发生裂纹。如果环境温度反复发生很大的变动，并且载荷反复进行ON/OFF，则需要注意龟裂的发生。因热应力而发生的龟裂，取决于所安装的焊盘的大小、焊锡量、安装基板的散热性等，因此在环境温度有很大的变化或载荷ON/OFF的条件下使用时，请充分注意以进行设计。

## ◆ Application of the products in a special environment can deteriorate product performance:

- 1、Use in various types of liquid, including water, oils, chemicals, and organic solvents.
- 2、Use outdoors where the products are exposed to direct sunlight, or in dusty places.
- 3、Use in places where the products are exposed to sea winds or corrosive gases, including  $Cl_2$ ,  $H_2S$ ,  $NH_3$ ,  $SO_2$ , and  $No_2$  etc.
- 4、Use in places where the products are exposed to static electricity or electromagnetic waves.
- 5、Use in proximity to heat-producing components, plastic cords, or other flammable items.
- 6、Use involving sealing or coating the products with resin or other coating materials.
- 7、Use involving unclean solder or use of water or water-soluble cleaning agents for cleaning after soldering.
- 8、The substrate of chip resistors is alumina. Cracks may occur at the connection of solder (solder fillet portion) due to the difference of the coefficient of thermal expansion from a mounting board when heat stress like heat cycle, etc. are repeatedly given to them. Care should be taken to the occurrence of the cracks when the change in ambient temperature or ON/OFF of load is repeated. The occurrence of the crack by heat stress may be influenced by the size of a pad, solder volume, heat radiation of mounting board etc., so please pay careful attention to designing when a big change in ambient temperature and conditions for use like ON/OFF of load can be assumed.

## ◆ 产品使用注意事项

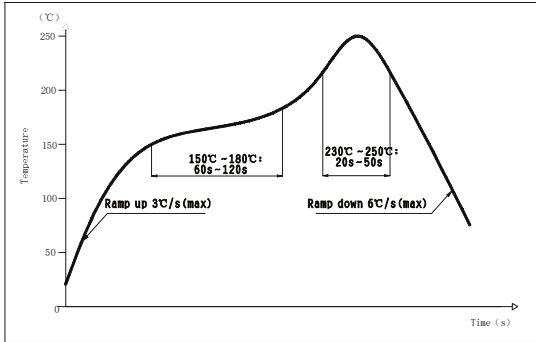
- 1、避免采用超过正常额定功率的功率，超过额定功率的稳态负载条件下可能会对产品性能和可靠性产生负面影响。
- 2、用镊子拿起产品时要小心，有可能会将保护或电阻体夹碎。
- 3、手动安装产品时，烙铁头勿触碰产品。
- 4、贮存条件：温度  $5^{\circ}C \sim 30^{\circ}C$ ，相对湿度30%~70%。  
建议在符合上述储存条件下六个月内使用。
- 5、用于车载设备、医疗设备、航空设备以及其它涉及人身安全、或可能引起重大损失的设备上时，请务必事先与我公司联系。这些产品在这类用途中出现故障或失灵可能导致人身事故或严重损坏。

## ◆ Precautions on use of products

- 1、Avoid applying power exceeding normal rated power, exceeding the power rating under steady-state loading condition may negatively affect product performance and reliability.
- 2、Be careful when pick up the products with tweezers. There may be a care that the overcoat and / or the body can be chipped.
- 3、Soldering tip shall not touch the product when install product manually.
- 4、Storage conditions: T:  $5^{\circ}C \sim 30^{\circ}C$ , RH: 30%~70%.  
The products are suggested to be used within six months when received, and the storage condition mentioned above should be followed.
- 5、Contact our sales representatives before you use our products for applications including automotive, medical equipment and aerospace equipment. Malfunction or failure of the products in such applications may cause loss of human life or serious damage.

◆ 焊接 Soldering

- 推荐的回流焊曲线 Recommended reflow profile
- 推荐的波峰焊曲线 Recommended wave solder profile



- 推荐的焊膏类型 Recommended solder alloy: 96.5Sn/3.0Ag/0.5Cu



**■ 修订履历 Revision History**

| 版本Version | 日期Date     | 修订内容 Change Description   | 修改确认 Checked by                 |
|-----------|------------|---|---------------------------------|
| V2020.0   | 2020-06-23 | - 原版 The original version.  | 吴晓玲 Xiaoling Wu                 |
| V2020.1.0 | 2021-02-24 | - 删除 E-24系列 客户特殊要求标记说明<br>Delete marking instructions for special requirements of customers   | 杜建业 Jianye Du                   |
| V2.0      | 2021-8-13  | - 增加 “应用领域”。<br>Add the application.<br>- 附录中“推荐焊盘尺寸”：增加偏差值。<br>Add the tolerance to Recommend Solder Pad Size.   | 卢振强 Zhenqiang Lu                |
| V3.0      | 2022-02-25 | - 附录中“包装数量”：修改0201尺寸为15K包装数量。<br>Revise the quantity of 0201 15Kpcs to Packaging Quantity.  | 杜建业 Jianye Du                   |
| V4.0      | 2022-06-09 | - 修改产品标记由数码体改为手写体。<br>Modify the product marking from digital to handwritten.   | 杜建业 Jianye Du                   |
| V5.0      | 2023-02-20 | - 附录：增加RH-MY04, RH-MY08产品编带包装参数。<br>Appendix: Add the taping parameters of RH-MY04, RH-MY08.<br>- 附录：修改0201,0402,0603,0805编带包装A,B,T参数。<br>Appendix: Modify the taping parameters A,B,T of 0201,0402,0603,0805.  | 卢振强 Zhenqiang Lu                |
| V6.0      | 2023-12-18 | - 修改“额定值”格式。Revise the format of Ratings.<br>- 特性：修改短时间过负载、稳态湿热、70℃耐久性试验项目的试验方法。<br>Characteristics: revise the test method of the short time overload,damp heat steady state,endurance at 70℃ test items.<br>- 特点：增加潮敏等级MSL 1 Features:add the MSL 1<br>- 品名构成：增加13寸卷盘代号，删除±2%、±10%、±20%精度<br>Part number: add 13inch reel code,delete tolerance of ±2%、±10%、±20%.<br>- 附录：增加13寸卷盘编带尺寸；增加0508、0612、1225包装、阻值代码及标记规则。<br>Appendix: add the dimentions of 13 inch reel;<br>Add the parameters of 0508、0612、1225. | 方敏 Min Fang<br>卢振强 Zhenqiang Lu |

注：上述所提供之内容为产品规格说明。在产品未变更时，风华保有修改此内容不另行通知之所有权利，任何产品变更将会以PCN通知客户。

Remark:Information provided above is intended to indicate product specifications only. Fenghua reserves all the rights for revising this content without further notification, as long as products are unchanged. Any product change will be announced by PCN.